


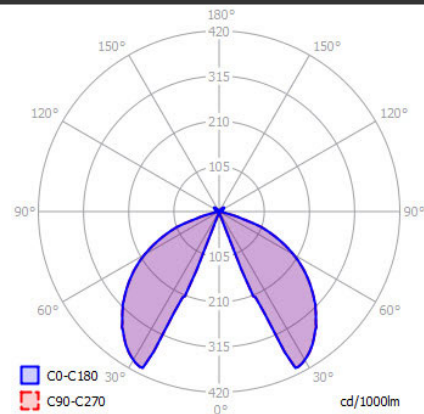
# YORK 200

## SPECIFICATIONS

MOUNTING		GROUND / WALL
POWER	[W]	6
LAMP		built-in LED
LUMINOUS FLUX*	[lm]	470
LIGHT COLOUR	[K]	3000
CRI		>80
BEAM ANGLE	[°]	-
AVERAGE LIFETIME	[h]	L80/B50.000
LUMINOUS EFFICACY	[lm/W]	78
POWER SUPPLY	[V] [A]	220-240V AC 50/60 Hz
LED-DRIVER		INCLUDED
DIMMING		NO
THROUGH-WIRING		NO
MATERIAL		ALUMINUM
INGRESS PROTECTION		IP54
PROTECTION CLASS		I
NET WEIGHT	[kg]	1,15
GROSS WEIGHT	[kg]	1,20
COLOUR (HOUSING)		GREY ~RAL9006
COLOUR (HOUSING)		GRAPHITE ~RAL7024



## LIGHT DISTRIBUTION



\*Luminous flux values are nominal LED data at a operating temperature of 25° C

## OPTIONS / OPTIONAL ACCESSORIES

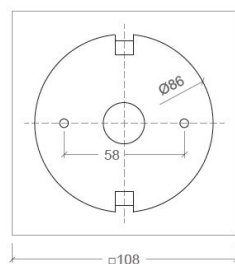
### Colours



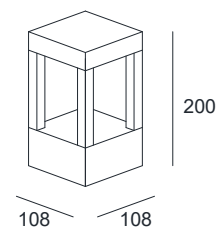
grey

graphite

## MOUNTING DIMENSIONS



## FIXTURE DIMENSIONS



IP54

DLS LIGHTING

www.dslighting.com

**\*DLS**  
LIGHTING